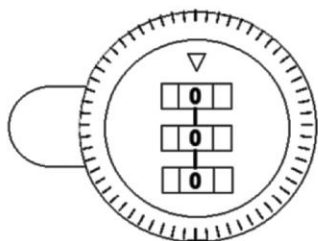


Code Change Procedure

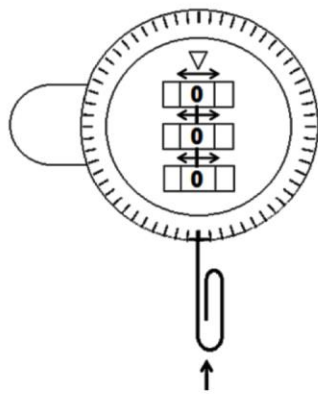
Step 1:

Set the number to the combination that opens the lock
(Factory default is 0-0-0)



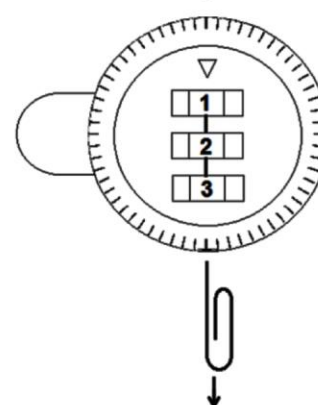
Step 2:

Push the change button in (located on the bottom of the lock) with a paperclip while setting a new combination



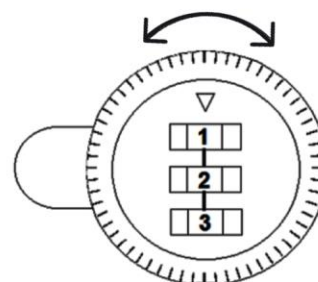
Step 3:

Release pressure on the change button by removing the paperclip

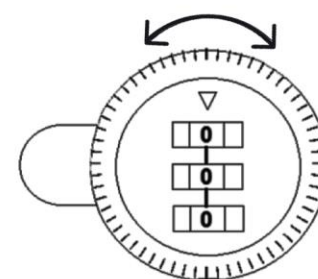


Operation of Camlock

To unlock the camlock, enter the code set and rotate the dial in a clockwise or anti-clockwise direction
(Depending on the handing set on installation)



To lock the camlock, rotate the dial back in lock position and scramble the code
(Do not leave the set code when in lock position)



Saunderson Security - Discounting locks, not your safety.

South Africa: www.saundersonsecurity.co.za sales@saundersonsecurity.co.za T: 0800 204 563
United Kingdom: www.saundersonsecurity.co.uk sales@saundersonsecurity.co.uk T: 0845 299 0650
United States: www.saundersonsecurity.com sales@saundersonsecurity.com T: 302-703-0368